








# Fixed Restoration Guide

	Indications	Characteristics	Preparation requirements	Bonding/Cementation guidelines	Material Composition
<b>Verotek FCZ™</b> 	<ul style="list-style-type: none"> <li>Posterior</li> <li>Crowns</li> <li>Bridges (unlimited span)</li> <li>Suitable for implants</li> </ul>	<ul style="list-style-type: none"> <li>Metal-free</li> <li>Superior strength (1100 mPa)</li> <li>Better aesthetics</li> </ul>	<ul style="list-style-type: none"> <li>Feather edge or slight chamfer margin preferred</li> <li>0.8mm axial wall reduction</li> <li>1.0mm of occlusal reduction</li> </ul>	<ul style="list-style-type: none"> <li>Remove saliva contamination thoroughly</li> <li>Use RRG1 or self-adhesive resin cement for maximum retention</li> </ul>	<ul style="list-style-type: none"> <li>Monolithic medical-grade zirconia</li> <li>Biocompatible</li> </ul>
<b>Verotek Aesthetic™</b> 	<ul style="list-style-type: none"> <li>Bicuspid - Anterior</li> <li>Crowns</li> <li>3-unit bridges</li> <li>Suitable for implants</li> </ul>	<ul style="list-style-type: none"> <li>Metal-free</li> <li>High strength (770 mPa)</li> <li>High aesthetics</li> </ul>	<ul style="list-style-type: none"> <li>Slight chamfer margin preferred</li> <li>1.2mm axial wall reduction</li> <li>1.25mm occlusal reduction preferred</li> </ul>	<ul style="list-style-type: none"> <li>Remove saliva contamination thoroughly</li> <li>Use RRG1 or self-adhesive resin cement for maximum retention</li> </ul>	<ul style="list-style-type: none"> <li>Monolithic medical-grade zirconia</li> <li>Generation II Translucency</li> <li>Biocompatible</li> </ul>
<b>Verotek Layered™ porcelain fused to zirconia</b> 	<ul style="list-style-type: none"> <li>Posterior &amp; anterior</li> <li>Crowns</li> <li>Bridges (unlimited span)</li> <li>Suitable for implants</li> </ul>	<ul style="list-style-type: none"> <li>Metal-free</li> <li>High strength substructure</li> <li>Premium porcelain overlay</li> </ul>	<ul style="list-style-type: none"> <li>Slight chamfer margin preferred</li> <li>1.5mm axial wall reduction</li> <li>1.5mm occlusal reduction</li> </ul>	<ul style="list-style-type: none"> <li>Remove saliva contamination thoroughly</li> <li>Use RRG1 or self-adhesive resin cement for maximum retention</li> </ul>	<ul style="list-style-type: none"> <li>Medical-grade zirconia substructure</li> <li>Feldspathic porcelain overlay</li> <li>Biocompatible</li> </ul>
<b>e.max®</b> 	<ul style="list-style-type: none"> <li>Posterior &amp; anterior</li> <li>Crowns, veneers, inlays &amp; onlays</li> <li>Suitable for implants</li> </ul>	<ul style="list-style-type: none"> <li>Metal-free</li> <li>High strength (400 mPa)</li> <li>Superior translucency, aesthetics &amp; shade match</li> </ul>	<ul style="list-style-type: none"> <li>1.0mm circumferential chamfer margin</li> <li>1.5mm axial wall reduction</li> <li>1.5mm occlusal reduction</li> </ul>	<ul style="list-style-type: none"> <li>Bonding: Crowns, veneers, inlays &amp; onlays when tooth preps are primarily supra-gingival &amp; isolation is possible</li> <li>Cementation: Indicated for full coverage crowns only</li> </ul>	Lithium disilicate
<b>Full-Cast</b> 	<ul style="list-style-type: none"> <li>Posterior crowns</li> <li>Posterior bridges</li> <li>Inlays &amp; onlays</li> </ul>	<ul style="list-style-type: none"> <li>High strength</li> <li>Very low aesthetics</li> <li>Kind to opposing dentition</li> </ul>	<ul style="list-style-type: none"> <li>Feather-edge margin preparations; however any margin preparation may be used</li> </ul>	<ul style="list-style-type: none"> <li>Conventional cementation of your choice</li> </ul>	Au, Pd, or Ni/Cr
<b>PFM porcelain fused to metal</b> 	<ul style="list-style-type: none"> <li>Posterior &amp; anterior</li> <li>Crowns</li> <li>Bridges (unlimited span)</li> <li>Suitable for implants</li> </ul>	<ul style="list-style-type: none"> <li>Moderate strength</li> <li>Moderate aesthetics</li> </ul>	<ul style="list-style-type: none"> <li>Any margin design with 1.0-1.5mm reduction for color</li> <li>1.5-2.0mm reduction at incisal/occlusal and facial</li> </ul>	<ul style="list-style-type: none"> <li>Conventional cementation of your choice</li> </ul>	Au, Pd, or Ni/Cr alloy substructure with feldspathic porcelain overlay
<b>Bruxzir®</b> 	<ul style="list-style-type: none"> <li>Posterior crowns</li> <li>Posterior bridges</li> </ul>	<ul style="list-style-type: none"> <li>Metal-free</li> <li>Superior strength (1200 mPa)</li> </ul>	<ul style="list-style-type: none"> <li>Any margin preparation acceptable; slight chamfer preferred</li> <li>Conservative preparation similar to a full cast gold</li> <li>1.0mm of occlusal space is ideal</li> </ul>	<ul style="list-style-type: none"> <li>Remove saliva contamination thoroughly</li> <li>Use RRG1 or self-adhesive resin cement for maximum retention</li> </ul>	Monolithic Zirconia